

E700 Installation manual

Version 1.00



1	Important Notices	3
1.1	Limited Warranty	3
1.2	Packing Lists	4
2	Technical Data	5
2.1	Connections	5
2.1.1	NMEA2000 M12 connector pinout	5
2.2	Specifications	5
2.2.1	Power requirements	5
2.2.2	Operating temperature	5
2.2.3	Ingress protection rating	5
2.2.4	Display specifications	5
2.3	GPS	5
3	Dimensions	6
3.1	General dimensions	6
3.2	Cutout dimensions	7
4	Revision history	8

1 Important Notices

Information in this document is subject to change without notice. LXNAV reserves the right to change or improve their products and to make changes in the content of this material without obligation to notify any person or organization of such changes or improvements.



A Yellow triangle is shown for parts of the manual which should be read very carefully and are important when operating the E500/E700.



Notes with a red triangle describe procedures which are critical and may result in loss of data or any other critical situation.



A bulb icon is shown when a useful hint is provided to the reader.

1.1 Limited Warranty

This product is warranted to be free from defects in materials or workmanship for two years from the date of purchase. Within this period, LXNAV will, at its sole option, repair or replace any components that fail in normal use. Such repairs or replacement will be made at no charge to the customer for parts and labour, provided that the customer pays for shipping costs. This warranty does not cover failures due to abuse, misuse, accident, or unauthorized alterations or repairs.

THE WARRANTIES AND REMEDIES CONTAINED HEREIN ARE EXCLUSIVE AND IN LIEU OF ALL OTHER WARRANTIES EXPRESSED OR IMPLIED OR STATUTORY, INCLUDING ANY LIABILITY ARISING UNDER ANY WARRANTY OF MERCHANTABILITY OR FITNESS FOR A PARTICULAR PURPOSE, STATUTORY OR OTHERWISE. THIS WARRANTY GIVES YOU SPECIFIC LEGAL RIGHTS, WHICH MAY VARY FROM STATE TO STATE.

IN NO EVENT SHALL LXNAV BE LIABLE FOR ANY INCIDENTAL, SPECIAL, INDIRECT OR CONSEQUENTIAL DAMAGES, WHETHER RESULTING FROM THE USE, MISUSE, OR INABILITY TO USE THIS PRODUCT OR FROM DEFECTS IN THE PRODUCT.

Some states do not allow the exclusion of incidental or consequential damages, so the above limitations may not apply to you. LXNAV retains the exclusive right to repair or replace the unit or software, or to offer a full refund of the purchase price, at its sole discretion. SUCH REMEDY SHALL BE YOUR SOLE AND EXCLUSIVE REMEDY FOR ANY BREACH OF WARRANTY.

To obtain warranty service, contact your local LXNAV dealer or contact LXNAV directly.

1.2 Packing Lists

- E700
- E700 Screen cover
- E700 holder
- Mounting material
- Installation and user's manual

2 Technical Data

2.1 Connections

2.1.1 NMEA2000 M12 connector pinout

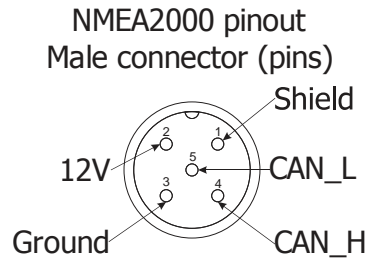


Figure 1: NMEA2000 Male connector pinout

2.2 Specifications

2.2.1 Power requirements

Name	Min	Nom	Max	Unit
Input voltage range	8	12	28	V
Power consumption at 12VDC		0.55		A

2.2.2 Operating temperature

Name	Min	Nom	Max	Unit
Operating temperature range	-25		60	°C

2.2.3 Ingress protection rating

Name	Min	Nom	Max	Unit
Ingress protection rating		IPX6		

2.2.4 Display specifications

Name	Min	Nom	Max	Unit
LCD display brightness*	1400			NITS
Diagonal size		7		Inch
Horizontal resolution		800		Pixel
Vertical resolution		480		Pixel
Color resolution		64k		

*Note: Auto-adaptable

2.3 GPS

Name	Min	Nom	Max	Unit
Integrated uBlox GPS receiver		56		channel

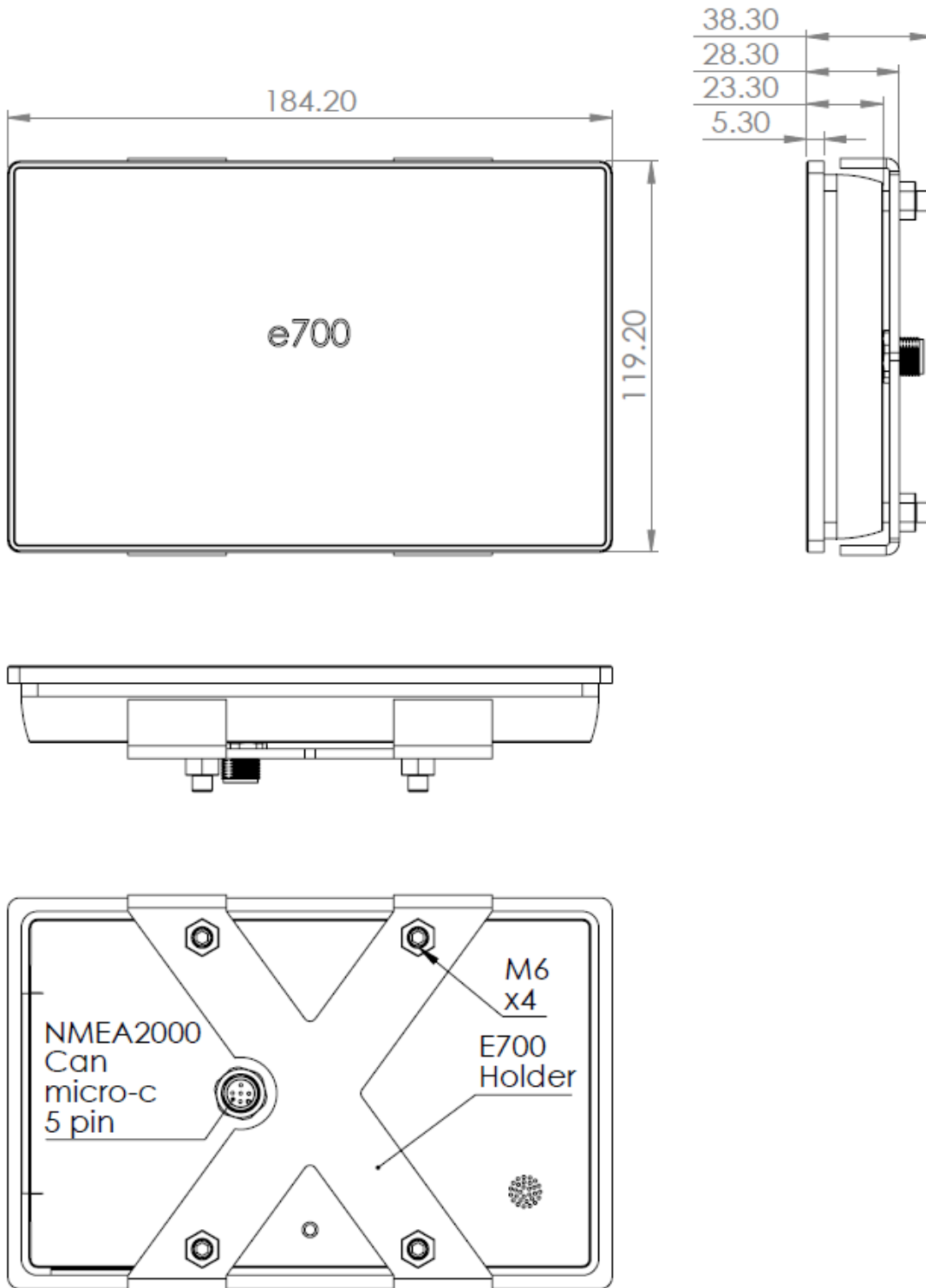
*Note: Possibility to add a Smart GPS antenna

3 Dimensions

3.1 General dimensions

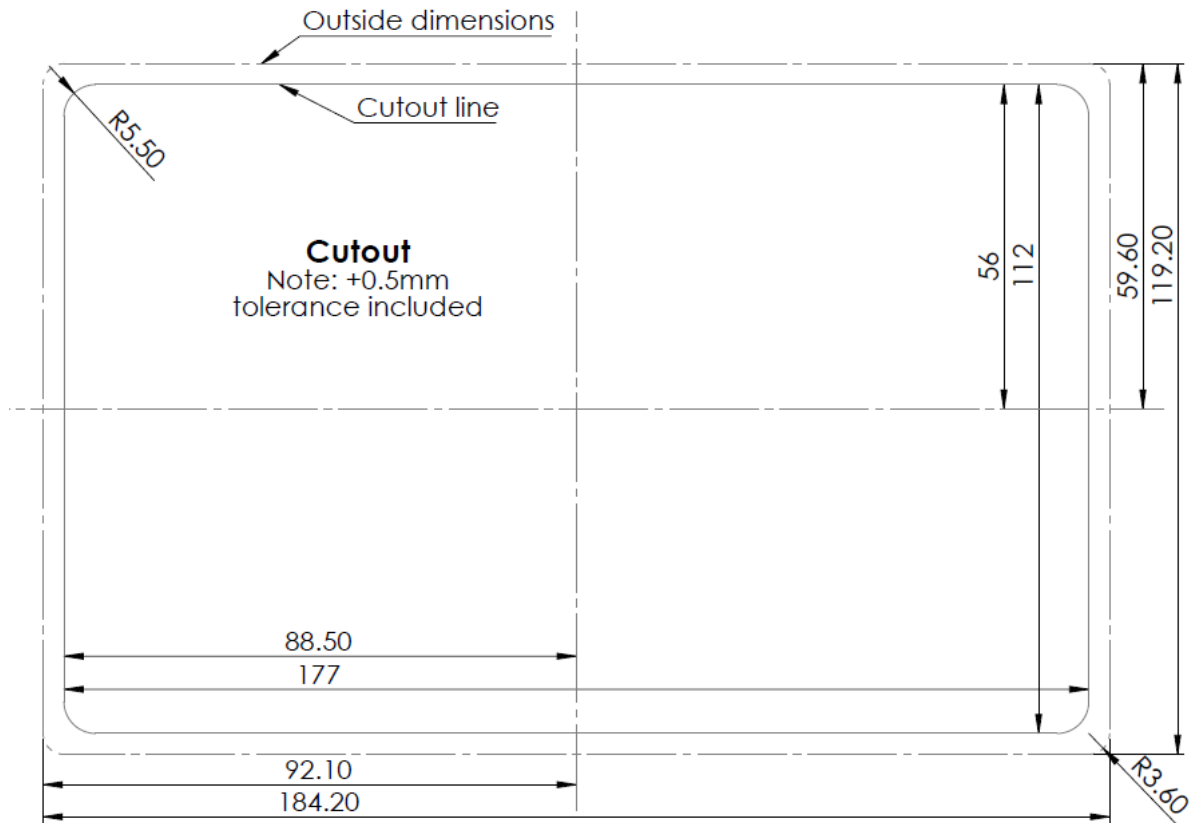
All measurements are in mm.

Not in correct scale!



3.2 Cutout dimensions

For technical drawings in other formats please contact info@lxnav.com



4 Revision history

Date	Version	Description
June 2019	1.0	Initial release of this manual